

EPISODE 3: 1988: LILY

History: teaching strategies

Unit focus: Australian history

Year level: Years 3–6

The Australian curriculum: History

The national history curriculum will be based on the interrelationship between historical knowledge, understanding and skills.

The history curriculum across Years 3–6 will be developed around four focus questions:

- 1 What do we know about the past?
- 2 How did Australians live in the past?
- 3 How did people live in other places?
- 4 How has the past influenced the present?

Historical knowledge and understanding

- **Historical significance:** The principles behind the selection of what should be remembered, investigated, taught and learned ...
- **Evidence:** How to find, select and interpret historical evidence ...
- **Continuity and change:** Dealing with the complexity of the past. This involves the capacity to understand the sequence of events, to make connections by means of organising concepts ...
- **Cause and consequence:** ... the ways that the legacy of the past shapes intentions and the unintended consequences that arise from purposeful action ...
- **Historical perspectives:** The cognitive act of understanding the different social, cultural and intellectual contexts that shaped people's lives and actions in the past ...
- **Historical empathy and moral judgement:** The capacity to enter into the world of the past with an informed imagination and ethical responsibility ...
- **Contestation and contestability:** Dealing with alternative accounts of the past. History is a form of knowledge that shapes popular sentiment and frequently enters into public debate ...
- **Problem solving:** Applying historical understanding to the investigation, analysis and resolution of problems ...

Students will develop historical skills, which include:

- using common historical terms for describing time and sequencing events and developments in chronological order
- asking questions, finding relevant answers, and constructing informed responses
- developing a basic understanding of how evidence can be used to provide historical explanations
- developing appropriate techniques of organisation and communication

Reproduced with permission of the Australian Curriculum, Assessment and Reporting Authority (ACARA) from *Shape of the Australian Curriculum: History*, 2009, pp. 6, 8, http://www.acara.edu.au/news_media/publications.html. Further information, including any updates, is available at <http://www.acara.edu.au>

EPISODE CLIP: FOOD AND CHORES

ACTIVITY 1: FASHIONS OF THE '80S

Subthemes: Fashion; Gender roles

The 1980s saw a buoyant economy that allowed families to afford the latest trends and technological advancements, such as microwave ovens, colour TVs and VHS players. Fashion reflected the notion that women could work as equals to men, and their clothes reflected a more businesslike approach, with bold fabrics, large jewellery and shoulder pads.

Discover

- Discuss the following questions:
 - 1 What factors inspired the fashion trends of the 1980s?
 - 2 Where did these trends originate?
 - 3 Why did Australians want to follow these trends?
- Ask students to find images of fashion items from the 1980s. These images can include clothing, footwear or accessories. The images can form a 1980s mural for the classroom. Discuss the main elements of fashion for men and women in the 1980s.

Reflect

- Ask students to create a fashion inspired by the 1980s. They should use the template provided and find colour and pattern swatches for the outfit.
- As a class, compile a list of the most popular clothing trends from the 1980s.

Download

- Student Activity Sheet H3.1: Fashion template

ACTIVITY 2: VIETNAMESE FOOD

Subthemes: Chores, business and employment; Customs and traditions; Food

Vietnamese food is diverse, colourful, creative and very inspirational. The cultural diversity of the regions of Vietnam is reflected in the food. Most Vietnamese dishes are created with five main tastes: spicy, salty, sweet, sour and bitter.

Discover

- Ask students to investigate the unique styles of Vietnamese cooking. Refer to 'Vietnamese cuisine' on Wikipedia, http://en.wikipedia.org/wiki/Vietnamese_cuisine
- Ask students to find at least three Vietnamese recipes, online or in cookbooks. They should research the origins of these recipes and share their research with the class. In the clip, Lily and Phuong are making rice paper rolls for the restaurant. Ask students to find the recipe for this dish and make some to share.



Reflect

- The recipes and introductions could be collated into a class Vietnamese recipe booklet to celebrate *Tết*, which falls during the full moon prior to the spring planting, usually in late January to mid-February. *Tết* began as a festival to pray for a good year.
- The booklet can be presented electronically or on paper and shared.

Download

- Student Activity Sheet H3.2: Three recipes

Useful resources from The Learning Federation

L779 The journey of the Hong Hai

L6360 This house: settling in Darwin (and others in the 'This house' series)

R2654 Laotian girls, Canberra, 1982

R2664 Vietnamese migrants, 1982

R2665 Vietnamese tram workers, 1979

ACTIVITY 3: KEEPING TRADITIONS

Subthemes: Customs and traditions; Multiculturalism

Most of the Vietnamese immigrants arriving in Australia from the mid-1970s until the mid-1980s were refugees, predominantly arriving from refugee camps in South-East Asia. From the early 1980s, direct emigration from Vietnam under family migration categories began to take on greater importance. Lily is first-generation Australian as her parents were born in Vietnam. Her parents now own a restaurant serving Vietnamese food.

Discover

- Ask students to discuss the importance to a new immigrant of retaining links to family, culture and tradition. They could create a mind map of ideas that relate to the importance of retaining these links in a new country.
- Refer to the Screen Asia website, http://www.actf.com.au/learning_centre/screenasia/index.html for additional resources.
- Ask students to use the mind map to create a plusses, minuses and interesting implications (PMI) chart. The PMI chart will foster students' ideas about the importance of retaining traditions when living in a new country.
 - 1 P = plus: What are the positives in maintaining cultural traditions?
 - 2 M = minus: What are the negatives associated with enforcing cultural traditions?
 - 3 I = interesting: What are the interesting implications of retaining cultural and family traditions?



Reflect

- Students could write a journal entry as a new immigrant, with their first impressions of Australia. Ask students to use their local town or suburb for inspiration.

Download

- Student Activity Sheet H3.3: PMI chart

EPISODE CLIP: THE BICENTENARY

ACTIVITY 4: BICENTENNIAL CELEBRATIONS IN AUSTRALIA

Subthemes: Celebrations; Culture

The Bicentennial celebrations on 26 January 1988 promised to be significant for Australians. The official logo was 'Let's celebrate', encapsulating the festive events and people's attitudes and expectations. In NSW alone, over 25,000 bicentennial events took place during the year. One of the main events was the First Fleet re-enactment, with tall ships arriving from all over the world. Many Indigenous Australians did not celebrate, and some boycotted the organised events.

Discover

- Ask students to visit the following websites:
 - 1 Screen Australian, 'Australia Daze (1988)', <http://australianscreen.com.au/titles/australia-daze/clip3>
 - 2 Koorie History Website Project, 'The Sydney Morning Herald and Representation of the 1988 Bicentennial', http://www.kooriweb.org/foley/essays/essay_11.html
 - 3 Wikipedia, 'Australian Bicentenary', http://en.wikipedia.org/wiki/Australian_Bicentenary
- Students should develop a fact sheet responding to questions about the significance of the Australian Bicentenary:
 - 1 What is a Bicentennial celebration?
 - 2 Why is it a celebration for a nation?
 - 3 Who organised the celebration?
 - 4 Why did some Indigenous Australians not celebrate this occasion?
- Ask students to research merchandise that was designed for the Bicentenary. Before and during the celebration of Australia's Bicentenary there were commemorative stamps, coins, posters and other products made to mark the occasion. School children were given special plaques and coins.

Reflect

- Ask students to find as many examples of Bicentennial merchandising as possible. They should list them and find images for them. The information can be presented as a pamphlet, either electronically or on paper.



- Ask students to design their own commemorative item for the Australian Bicentenary and include it with their research.

Download

- Student Activity Sheet H3.4: Bicentennial information pamphlet

Useful resources from The Learning Federation

R5581 Polymer banknote, 1988

R7084 The Queen Goes West, 1988: Band rejected

R9154 Strangers in Paradise, 1989: 'The white man's here, he's here to stay'

R11019 Tall Ships flotilla in Sydney Harbour for Australia's Bicentenary, 1988

R11020 Aboriginal protest in Hobart against the Bicentennial celebrations, 1988

ACTIVITY 5: THE RE-ENACTMENT OF THE FIRST FLEET

Subthemes: Historical events

Discover

- Watch a short film, 'Australia Post – 200 Years (1988)', at australianscreen, <http://aso.gov.au/titles/sponsored-films/australia-post-200-years> (Notes written by curator Adrienne Parr describing the re-enactment of the First Fleet on 26 January 1988 appear in Student Activity Sheet H3.5.)
- Ask students to refer to the following websites:
 - 1 National Museum of Australia, 'Australian Bicentennial Authority collection', <http://www.nma.gov.au/collections-search/results?search=adv&ref=coll&collname=Australian+Bicentennial+Authority+collection>
 - 2 National Archives of Australia: Virtual Reading Room, 'Aboriginal protest in Hobart against the Bicentennial celebrations', <http://vrrroom.naa.gov.au/print/?ID=24748>

Reflect

- Ask students to write a brief essay on the significance of the First Fleet re-enactment and whether it was a true celebration of Australian history. To prepare for this, they should research and evaluate significant facts about the First Fleet:
 - 1 Who led the First Fleet and when?
 - 2 Where did the fleet sail from and where did it land?
 - 3 How long did it take to get here?
 - 4 Who arrived on the First Fleet?
 - 5 How did the fleet know where to come?
 - 6 Which ships arrived and what type of ships were they?
 - 7 What did the fleet bring?
 - 8 What did they do after they landed?
 - 9 Who met them after they landed?



Download

- Student Activity Sheet H3.5: First Fleet re-enactment essay

Useful resources from The Le@rning Federation

L5207 Making a difference: the Day of Mourning protesters

R6799 'Founding of Australia', 1937

R6798 Painting of the First Fleet in Sydney Cove, 1938

ACTIVITY 6: THE CONVICTS

Subthemes: Historical events; Social order and education

In this clip, Lily makes up a story about how the convicts were treated when they arrived in Australia. Her story, though false, highlights the terrible conditions for convicts who landed at Port Jackson.

Discover

- Ask students to research what life was like for convicts and then develop a fact sheet, answering the questions:
 - 1 Who were the convicts?
 - 2 Why were they transported?
 - 3 What type of crimes had they committed?
 - 4 Who were some notable people on the First Fleet?
 - 5 How were the convicts treated?
 - 6 Which Indigenous groups were encountered in the early years of the colony?
 - 7 What was the relationship like between Indigenous Australians and the new settlers?

Reflect

- Ask students to locate some personal stories of the time. They could use these insights to write a diary entry for a day in the life of a convict, soldier or administrator from the First Fleet.

Download

- Student Activity Sheet H3.6: Convict fact sheet

Useful resources from The Le@rning Federation

L359 Samuel Cooper: putting the rabble to work

R10304 The Land That Waited, 1963: Creating a new life

R10815 Convicts in Tasmania

EPISODE CLIP: FIRST DAY

ACTIVITY 7: 'BOAT PEOPLE'

Subthemes: Multiculturalism; Politics; Social order and education

Discover

- Discuss the stigma attached to being regarded as 'boat people' in Australia. Lily's teacher states that all Australians were 'boat people' at some time. Talk about the status of refugees who try to come to Australia illegally by boat. Are they treated well or not? Why?
- Australia is viewed by many overseas people as the 'lucky country' and many immigrants come here to find work and a better standard of living for their families.
- Ask students to research groups that make up Australia's multicultural diversity and use a timeline to plot when they arrived. They should list 8–10 ethnic groups and their immigration milestones in Australia since 1788. The timeline can be presented electronically or as a poster. The following websites are helpful resources for students to use:
 - 1 Museum Victoria, 'Origins', <http://museumvictoria.com.au/origins>
 - 2 SBS, <http://www.sbs.com.au>
 - 3 National Archives of Australia, <http://www.naa.gov.au>
 - 4 ASA Group, <http://www.australia-migration.com>
 - 5 Migration Heritage Centre, <http://www.migrationheritage.nsw.gov.au>
 - 6 Australian Human Rights Commission, http://www.humanrights.gov.au/racial_discrimination/face_facts/index.html
 - 7 Wikipedia, 'Immigration history of Australia', http://en.wikipedia.org/wiki/Immigration_history_of_Australia
 - 8 Australian Government, Department of Immigration and Citizenship, 'Fact Sheet 4 –More than 60 years of Post-war Migration', <http://www.immi.gov.au/media/fact-sheets/04fifty.htm>

Reflect

- Phoung describes the terror of travelling to Australia as a 'boat person'. She tells a story about being attacked by pirates and pretending to be on a fisherman's boat. Ask the class to find other personal recounts of being attacked by pirates. They can use these accounts as the basis of a front-page newspaper report on the incident. The report should have a heading, body text, accompanying illustrations, maps or images, and picture titles.

Download

- Student Activity Sheet H3.7: Australian immigration timeline



Useful resources from The Le@rning Federation

L779 The journey of the Hong Hai

L6360 This house: settling in Darwin (and others in the 'This house' series)

R3242 Vietnamese refugees at sea, 1979

R8404 Vietnamese 'boat people', 1982

R11322 Vietnamese refugees and immigrants

ACTIVITY 8: BORDER PROTECTION

Subthemes: Multiculturalism; Politics; Social order and education

Discover

- On Student Activity Sheet H3.8 you will find an excerpt from the Australian Government's Department of Immigration and Citizenship, 'Fact Sheet 75 – Processing Unlawful Boat Arrivals', found at <http://www.immi.gov.au/media/fact-sheets>
- Ask students to gather current information on boat arrivals and refugees seeking resident status in Australia.

Reflect

- Divide students within the class into six groups. Each group should select one of Edward de Bono's Six Thinking Hats and construct a response to the topic below:
 - 1 How does the Australian Government respond to illegal 'boat people' and official refugees? How popular is this policy in the Australian community? Include information on whether Australia has ever closed its borders to refugees and why.
- Students could use the de Bono Thinking Hats to respond to the topic as follows:
 - 1 **Questions (white)**
Use only the information available. What are the facts?
 - 2 **Emotions (red)**
Provide a gut reaction or statements of emotional feeling (but not any justification).
 - 3 **Bad points judgement (black)**
Apply logic to identifying flaws or barriers; seek mismatch.
 - 4 **Good points (yellow)**
Apply logic to identify benefits; seek harmony.
 - 5 **Creativity (green)**
Provide statements of provocation and investigation. See where a thought goes.
 - 6 **Thinking (blue)**
Think about thinking.
- Each group responds with a series of points supporting their Thinking Hat answer and then shares their views with the class.

Download

- Student Activity Sheet H3.8: Group activity: Thinking Hats



Useful resources from The Le@rning Federation

L779 The journey of the Hong Hai

L6360 This house: settling in Darwin (and others in the This house series)

R3939 'Hong Hai' fishing boat

R8404 Vietnamese 'boat people', 1982

R9619 'When I think of Australia' by Amelia Walker

ACTIVITY 9: BEING AUSTRALIAN

Subthemes: Culture; Language and scripting

Discover

- Ask the class to consider what it means to be Australian. Ask students to nominate characteristics about Australians that are different and recognisable by people overseas. List these characteristics on a fact sheet. One of these aspects should be language.
- View the whole episode again and listen for Australian slang terms used by the characters in everyday speech. List these on the fact sheet.

Reflect

- Ask students to form small groups and give them a section of the alphabet, for example, A–E, F–J, K–P, Q–T, U–Z. Students should find Australian slang terms that start with letters from their alphabet group. They should find as many words and phrases and their meanings as they can. Once the groups have at least five each, collate them in a class dictionary, which can be added to for each episode. Students can illustrate some words to create deeper meaning.

Download

- Student Activity Sheet H3.9: Create a class dictionary

Useful resources from The Le@rning Federation

L1023 Group membership: belonging

L1036 Job match: choose the characters

L1037 Job match: choose the cast

L1039 Group membership: opinions and attitudes

L2713 Going to school: two regions in Australia

L8300 Just like me: Kaneisha, Dawit and Mana (and others in the 'Just like me' series)

Aligned resources

ASA Group, <http://www.australia-migration.com>

Australian Government, Department of Immigration and Citizenship, 'Fact Sheet 4 – More than 60 Years of Post-war Migration', <http://www.immi.gov.au/media/fact-sheets/04fifty.htm>

Australian Government, Department of Immigration and Citizenship, 'Fact Sheet 75 – Processing Unlawful Boat Arrivals', <http://www.immi.gov.au/media/fact-sheets/75processing-unlawful-boat-arrivals.htm>

Australian Human Rights Commission,

http://www.humanrights.gov.au/racial_discrimination/facts/index.html



australianscreen, 'Australia Daze (1988)', <http://australianscreen.com.au/titles/australia-daze/clip3>
australianscreen, 'Australia Post – 200 Years (1988)', <http://australianscreen.com.a/titles/australia-post-200-years>
Immigration Museum, 'Talking Faiths', <http://museumvictoria.com.au/talking-faiths>
Koorie History Website Project, 'The Sydney Morning Herald and Representation of the 1988 Bicentennial', http://www.kooriweb.org/foley/essays/essay_11.html
Migration Heritage Centre, <http://www.migrationheritage.nsw.gov.au>
Museum Victoria, 'Journeys to Australia', http://museumvictoria.com.au/journeys/1970_2000s.asp
Museum Victoria, 'Origins', <http://museumvictoria.com.au/origins>
National Archives of Australia Virtual Reading Room, 'Aboriginal protest in Hobart against the Bicentennial celebrations', <http://vrroom.naa.gov.au/print/?ID=24748>
National Archives of Australia, <http://www.naa.gov.au>
National Museum of Australia, 'Australian Bicentennial Authority collection', <http://www.nma.gov.au/collections-search/results?search=adv&ref=coll&collname=Australian+Bicentennial+Authority+collection>
SBS, <http://www.sbs.com.au>
Screen Asia, http://www.actf.com.au/learning_centre/screenasia/index.html
Wikipedia, 'Australian Bicentenary', http://en.wikipedia.org/wiki/Australian_Bicentenary
Wikipedia, http://en.wikipedia.org/wiki/Vietnamese_cuisine
Wikipedia, 'Immigration history of Australia', http://en.wikipedia.org/wiki/Immigration_history_of_Australia

Useful resources from The Le@rning Federation

L359 Samuel Cooper: putting the rabble to work
L779 The journey of the Hong Hai
L1023 Group membership: belonging
L1036 Job match: choose the characters
L1037 Job match: choose the cast
L1039 Group membership: opinions and attitudes
L2713 Going to school: two regions in Australia
L5207 Making a difference: the Day of Mourning protesters
L6360 This house: settling in Darwin (and others in the 'This house' series)
L8300 Just like me: Kaneisha, Dawit and Mana (and others in the 'Just like me' series)

R2654 Laotian girls, Canberra, 1982
R2664 Vietnamese migrants, 1982
R2665 Vietnamese tram workers, 1979
R3242 Vietnamese refugees at sea, 1979
R3939 'Hong Hai' fishing boat
R5581 Polymer banknote, 1988
R6798 Painting of the First Fleet in Sydney Cove, 1938
R6799 'Founding of Australia', 1937
R7084 The Queen Goes West, 1988: Band rejected
R8404 Vietnamese 'boat people', 1982
R9154 Strangers in Paradise, 1989: 'The white man's here, he's here to stay'
R9619 'When I think of Australia' by Amelia Walker
R10304 The Land That Waited, 1963: Creating a new life
R10815 Convicts in Tasmania



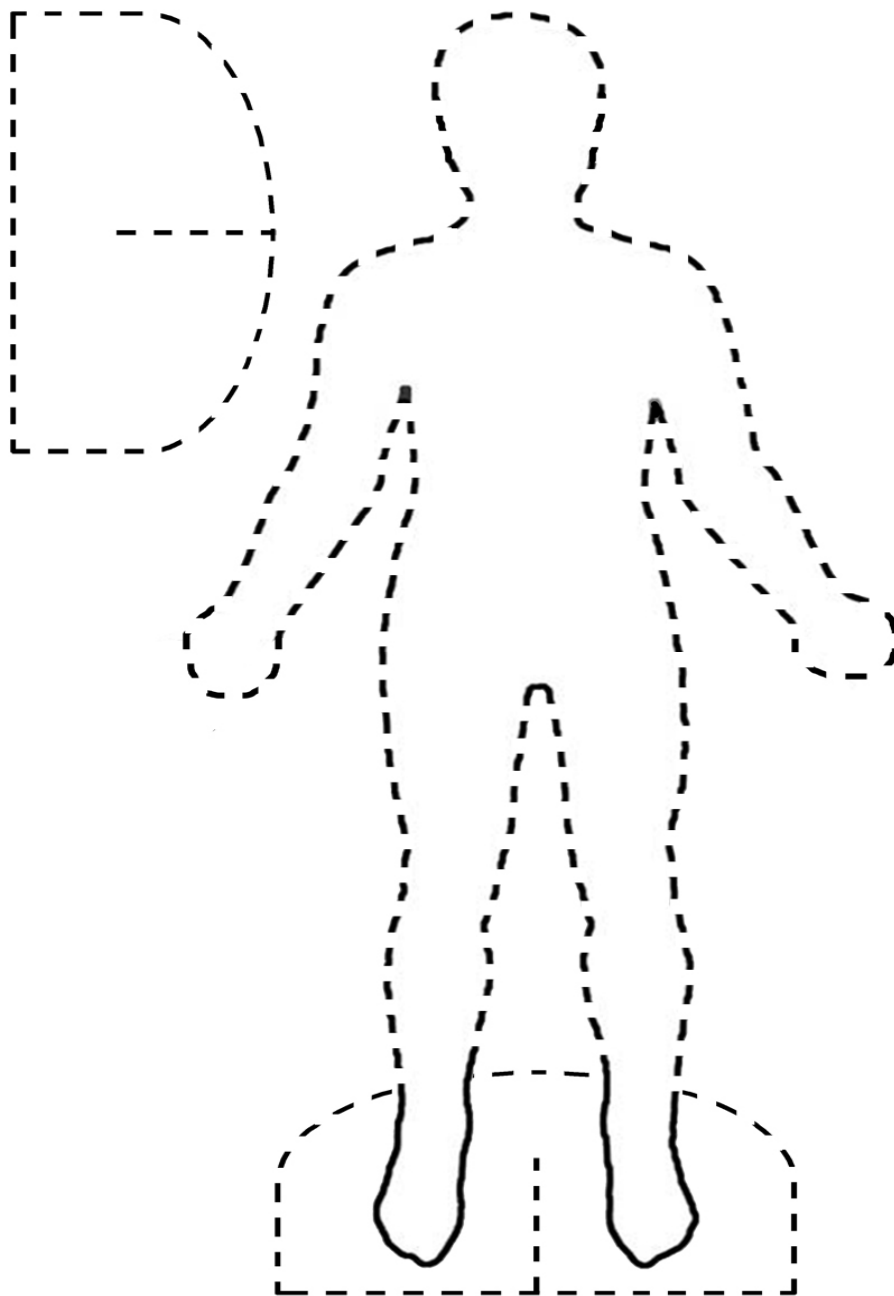
elly Place
FOR TEACHERS

- R11019 Tall Ships flotilla in Sydney Harbour for Australia's Bicentenary, 1988
- R11020 Aboriginal protest in Hobart against the Bicentennial celebrations, 1988
- R11322 Vietnamese refugees and immigrants



Fashion template

- 1 Create a fashion look inspired by the 1980s. Use the template below to create an outfit. You can use a variety of fabric swatches or coloured paper. Once you have completed your outfit, share it with the class.
- 2 Compile a list of the most popular clothing trends from the 1980s.





Three recipes

- 1 Research online or in cookbooks to locate at least three different Vietnamese food recipes.
- 2 Find out about the origins and cultural significance of these recipes and make some fact cards about Vietnamese food.
- 3 Your three recipes can be presented as an online booklet or on paper. Use the table below to draft your recipes and diagrams.

Recipe 1	Recipe 2	Recipe 3



PMI chart

- 1 Use the information from your class discussion and mind map about family, culture and tradition to complete the PMI chart below.
- 2 Share your PMI chart with the class.

P = plus

What are some positive things about maintaining cultural traditions?

M = minus

What are some negative things about enforcing cultural traditions?

I = interesting implications

What are some interesting implications of keeping cultural and family traditions?



Bicentennial information pamphlet

- 1 Find out about some different items of merchandise designed to celebrate the Australian Bicentenary and research them. Before and during the Bicentennial celebrations there were commemorative stamps, coins, posters and other products made to mark the occasion. Find information and pictures about these items. The information can be presented as a pamphlet that you make either on a computer or on paper.
- 2 Design and draft your pamphlet below.

--	--	--



3 Use the following focus questions to research and evaluate significant facts about the First Fleet:

a Who led the First Fleet and when?

b Where did the fleet sail from and where did it land?

c How long did it take to get here?

d Who arrived on the First Fleet?

e How did the fleet know where to come?

f Which ships arrived and what type of ships were they?

g What did the fleet bring?

h What did they do after they landed?

i Who met them after they landed?



Convict fact sheet

- 1 Research what life was like for the convicts when they first arrived in Australia. Locate information using a variety of resources including the internet and your local library.

- 2 Use the focus questions below to help you create the fact sheet. Draft your findings below before you create your fact sheet.
 - a Who were the convicts?
 - b Why were they transported to Australia?
 - c What types of crimes had they committed?
 - d Who were some notable people on the First Fleet?
 - e How were the convicts treated?
 - f Which Indigenous groups did they encounter in the early years of the colony?
 - g What was the relationship like between the Indigenous peoples and the new arrivals to Australia?

- 3 Locate some personal stories of the time.



Name: _____


Student Activity Sheet H3.7
Activity 7: 'Boat people'

Episode 3: 1988: Lily
Clip: First day

Australian immigration timeline

- 1 Research and identify significant cultural groups that make up Australia's multicultural diversity. On a timeline, plot when they first arrived in Australia. Choose at least eight ethnic groups and their immigration milestones in Australia since 1788. You can use the timeline below as a template.
- 2 Your timeline can be created on a computer or presented as a poster. The following websites are helpful resources:
 - a Museum Victoria, 'Origins', <http://museumvictoria.com.au/origins>
 - b SBS, <http://www.sbs.com.au>
 - c National Archives of Australia, <http://www.naa.gov.au>
 - d ASA Group, <http://www.australia-migration.com>
 - e Migration Heritage Centre, <http://www.migrationheritage.nsw.gov.au>
 - f Australian Human Rights Commission, http://www.humanrights.gov.au/racial_discrimination/face_facts/index.html
 - g Wikipedia, 'Immigration history of Australia', http://en.wikipedia.org/wiki/Immigration_history_of_Australia
 - h Australian Government, Department of Immigration and Citizenship, 'Fact Sheet 4 – More than 60 years of Post-war Migration', <http://www.immi.gov.au/media/fact-sheets/04fifty.htm>

1788





Group activity: Thinking Hats

- 1 This is a group activity using Edward de Bono's Six Thinking Hats to explore the issues around unauthorised immigrants coming to Australia. You will work in one of six following groups:
 - a **Questions (white):** Use only the information available. What are the facts?
 - b **Emotions (red):** Provide a gut reaction or statements of emotional feeling (but not any justification).
 - c **Bad points judgement (black):** Apply logic to identifying flaws or barriers; seek mismatch.
 - d **Good points (yellow):** Apply logic to identify benefits; seek harmony.
 - e **Creativity (green):** Provide statements of provocation and investigation. See where a thought goes.
 - f **Thinking (blue):** Think about thinking.

- 2 Before you begin the activity, read the following excerpt from the Australian Government's Department of Immigration and Citizenship, 'Fact Sheet 75: Processing Unlawful Boat Arrivals' found at <http://www.immi.gov.au/media/fact-sheets/75processing-unlawful-boat-arrivals.htm>

Unauthorised boat arrivals at excised offshore places.

Against the background of high numbers of illegal boat arrivals, the Federal Government passed a series of laws (the excision legislation) in September 2001 designed to further strengthen Australia's territorial integrity and to reduce incentives for people to make hazardous voyages to Australian territories with the assistance of people smugglers. The effect of the excision legislation is to prevent unlawful non-citizens who have first entered Australia at an excised offshore place from making valid visa applications in Australia. This bar on the visa application process can only be lifted at the discretion of the Minister if he considers it to be in the public interest.

The retention of the excision zone does not prevent Australia fulfilling its international obligations under the Refugees Convention and under other relevant international instruments. Regardless of where, and how, unlawful non-citizens arrive in Australia, those who claim asylum have their protection claims assessed and are provided with protection in Australia if found to be owed protection.

- 3 Think about and discuss what this excerpt says with your group. Consider the following topics when working on your group's 'Thinking Hat' response:
 - a How does the Australian Government respond to illegal 'boat people' and official refugees?
 - b How popular is this policy in the Australian community? Has Australia ever closed its borders to refugees? If so, why?



Create a class dictionary

- 1 Find Australian colloquial or slang terms that begin with the letters of the alphabet your group has been given (A–E, F–J, K–P, Q–T or U–Z). List at least five words or phrases and their meanings, or more if you can. Illustrate the words and phrases you find to create deeper meaning.
- 2 When your group has finished the list, work with the other groups in the class to create an A–Z class dictionary called *The Australian Colloquial Words and Phrases Dictionary*.

Words and phrases	Illustrations
_____ _____	
_____ _____	
_____ _____	
_____ _____	
_____ _____	
_____ _____	
_____ _____	



EPISODE 3: 1988: LILY

English: teaching strategies

Unit focus: English

Year level: Years 3–6

The Australian curriculum: English

The national English curriculum is based on three interrelated strands:

- **Language:** Knowing about the English language ...
- **Literature:** Understanding, appreciating, responding to, analysing and creating literature ...
- **Literacy:** Growing a repertoire of English usage ...

Reproduced with permission of the Australian Curriculum, Assessment and Reporting Authority (ACARA) from *Shape of the Australian Curriculum: English*, 2009, p. 6, http://www.acara.edu.au/news_media/publications.html. Further information, including any updates, is available at <http://www.acara.edu.au>



EPISODE CLIP: FOOD AND CHORES

ACTIVITY 1: RELATIONSHIPS

Subthemes: Relationships

Discover

- Discuss the relationship between Phoung and Lily as one based on family ties. They are cousins, but are they friends? Ask students to identify their many similarities, as well as the differences in their personalities.

Reflect

- Encourage students to explore the characters Lily and Phoung further by creating a Venn diagram (see Student Activity Sheet E3.1) based on the character traits of both girls.
- Discuss the outcomes of these investigations by asking students to share their ideas with the whole class. Highlight the following areas with the class:
 - 1 What are the personality differences between Phoung and Lily?
 - 2 What are the similarities in their personalities?

Download

- Student Activity Sheet E3.1: Similar but different

EPISODE CLIP: FOOD AND CHORES

ACTIVITY 2: FAMILY BUSINESS

Subthemes: Chores, business and employment

Discover

- One of Lily and Phoung's tasks after school is to make rice-paper rolls for the family restaurant. As a class, discuss the reasons why the girls would be expected to do this task. Discuss what is meant by the term 'family restaurant'.
- Ask students if they are expected to work for their families, either in a business or at home. What chores are they expected to complete to support the family? List the class responses and note the commonalities of work they do. Identify if someone does the same or similar work to Lily and Phoung.

Reflect

- Ask students to consider the question: What does family mean to you?



- Ask students to use the describing wheel in Student Activity Sheet E3.2 to write their ideas on what family means to them. Encourage students to focus on their own family and describe how their family members help each other. Ask students to share their describing wheel outcomes with others in the class.

Download

- Student Activity Sheet E3.2: Focus on family

ACTIVITY 3: RICE-PAPER ROLL RECIPES

Subthemes: Celebrations; Food; Multiculturalism

Discover

- The rice-paper rolls in this clip are made with specific ingredients. Ask students to list the ingredients they see in the clip. Make a class list and add any key ingredients students may have missed. Locate Vietnamese recipes online, in a cookbook or by asking friends and family, and discover what ingredients are needed to make rice-paper rolls.

Reflect

- Ask students to find and adapt recipes for rice-paper rolls.
- Students can create a procedural text highlighting the ingredients and method in making their own rice-paper rolls. Encourage students to adapt some of the ingredients to suit their own tastes; a student who is vegetarian may choose a selection of vegetables to fill their roll. Students should also be encouraged to create a name for their personalised roll. Conduct a master chef competition to see who creates the best roll.

Download

- Student Activity Sheet E3.3: My recipe

EPISODE CLIP: THE BICENTENARY

ACTIVITY 4: USING PREFIXES

Subthemes: Language and scripting

Discover

- In this clip the class is constructing a banner to celebrate Australia's 200th year since colonisation. The 1988 Bicentennial celebrations were an integral part of the Australian school curriculum in this era. Students were immersed in activities relating to the re-enactment of the 1788 First Fleet in Sydney Harbour.
- Create a word splash with students adding words around the main topic, 'The Bicentenary'. Ask students to define what the word 'bicentenary' means. Have students explore other words that are associated with the prefix 'bi', such as 'weekly', 'annual' and 'plane'.

Reflect

- Organise the students into small groups and ask them to create a separate list of words with the prefix 'bi'. Ask them to find and as many words starting with 'bi' as they can. Once they have completed their list, each group should nominate their best speller. Conduct a spelling bee about the Bicentenary.

Download

- Student Activity Sheet E3.4: The prefix in 'bicentenary'

ACTIVITY 5: BOTANY BAY

Subthemes: Historical events; Language and scripting

Discover

- Ask students to imagine what Australia was like in 1788. Have students visualise and then brainstorm what Aboriginal people may have experienced when the First Fleet sailed into Botany Bay. Ask students to research different points of view on the First Fleet.
- Read and look closely at the picture book, *The Rabbits*, by John Marsden and Shaun Tan (1998). Discuss this portrayal in comparison with the version enacted by Lily's classmates.
- Refer to:
 - 1 Video clip 3 from australianscreen, 'My Survival as an Aboriginal' (1978), <http://aso.gov.au/titles/documentaries/my-survival-aboriginal/clip3>
 - 2 Video clips from SBS, 'First Australians', <http://www.sbs.com.au/firstaustralians>
 - 3 R6798 Painting of the First Fleet in Sydney Cove, 1938
 - 4 R6799 'Founding of Australia', 1937

Reflect

- Ask students to imagine the arrival of the First Fleet as seen from the shore by an Aboriginal person at the time. Ask students to create a storyboard depicting what they imagine Australia would have been like in 1788, in particular focusing on the arrival of the First Fleet from an Aboriginal person's perspective. Students must label and caption researched information to present these storyboards to the class.

Download

- Student Activity Sheet E3.5: Imagine 1788

Useful resources from The Le@rning Federation

R6798 Painting of the First Fleet in Sydney Cove, 1938

R6799 Founding of Australia, 1937

ACTIVITY 6: POINTS OF VIEW

Subthemes: Art, music and literature; Historical events

Discover

- After viewing this clip, encourage students find out more about the celebrations and protests around the 1988 Bicentenary in Australia.
- Explain to students that there are many versions of historical events, each portraying a different point of view. Refer to R11296 'Day of Mourning protest', a collection of teacher resources about Indigenous protests on the 150th anniversary of the arrival of the First Fleet. Refer also to R11020 'Aboriginal protest in Hobart against the Bicentennial celebrations, 1988', a photograph of this event.
- Ask students to compare and contrast different points of view on the Bicentenary.

Reflect

- Ask students to create a painting or drawing representing what they have learned about the bicentenary celebrations and the First Fleet.
- Ask them to put together a presentation about celebrating something important to them and their families, or a personal account of a festival that has some cultural significance.

Download

- Student Activity Sheet E3.6: Bicentennial celebrations

Useful resources from The Le@rning Federation

R11020 Aboriginal protest in Hobart against the Bicentennial celebrations, 1988

R11296 Day of Mourning protest

EPISODE CLIP: FIRST DAY

ACTIVITY 7: ARRIVING IN A NEW COUNTRY

Subthemes: Art, music and literature; Historical events

Discover

- Show students the picture book, *The Arrival*, by Shaun Tan (2006). What can they learn from the book about the experiences of someone migrating to a new country? How might the book relate to Phoung's experiences in the clips?

Reflect

- Ask students to design their own picture book made up of three panels. The story should be based on the title *The Arrival*. It should portray a newly arrived immigrant to Australia and the first three things they will see, or want to see. Students should be reminded to develop a short text and then position their images to maximise their visual impact. They should consider how the audience will look and read the images. Make sure they use three different angles of perspective to frame each part of the story.

Download

- Student Activity Sheet E3.7: An arrival story

EPISODE CLIP: FIRST DAY

ACTIVITY 8: REFUGEES

Subthemes: Language and scripting; Politics

Discover

- Lily's neighbour Mrs Benson remarks, 'You know there are laws against turning your house into a refugee camp.' As a class, discuss this comment and what it means. Ask students why they think Mrs Benson made this statement. What might she be afraid of? Introduce the term 'prejudice' and discuss its meaning with the class.
- Ask students to consider and respond to the following question: What is a refugee camp?
- Explain to the class that there are still many refugees in immigration detention centres in different parts of Australia waiting to be processed.

Reflect

- Ask students to find a variety of newspaper articles regarding recent Australian reports about asylum seekers, legal and illegal refugees, and detention centres. Students should read a selection of these articles and list them and their references including date and place of publication. The students are to nominate if they feel the article is for or against asylum seekers coming to Australia. As a group, they are to present a brief report to the class, describing one event that made national headlines in Australia about refugees.

Download

- Student Activity Sheet E3.8: The law and refugees



ACTIVITY 9: BOAT STORIES IN LITERATURE

Subthemes: Art, music and literature; Multiculturalism

Discover

- Phoung briefly describes her journey on a boat to her new classmates. The horrific tales of the boat being captured by pirates and the terrifying account of having to be quiet is recounted for the captive audience in the classroom.
- Ask students to recall and discuss what Phoung said in her story and how the audience reacted to the events being recounted.

Reflect

- Ask students to find out more about modern-day pirates and whether events like those Phoung described still happen today. As a tuning-in activity, read excerpts from the following books:
 - 1 *Ziba Came on a Boat* by Liz Lofthouse and Robert Ingpen (2007)
 - 2 *Refugees: We Left Because We Had To* by Jill Rutter (2004)
 - 3 *Girl Overboard* by Justina Chen Headley (2009)
 - 4 *The Island* by Armin Greder (2007).
- These stories will give students a better sense of the experiences of boat arrivals to Australia. Ask students to write a summary of their findings on the perils faced by boat people fleeing their homeland. They could produce book reviews of the books listed above or others that they find on the topic.

Download

- Student Activity Sheet E3.9: Peril at sea

ACTIVITY 10: WORDS AND FEELINGS

Subthemes: Language and scripting; Relationships

Discover

- Create a list of words that best describe the emotions and feelings of the boat people in Phoung's story. Encourage students to use descriptive adjectives.

Reflect

- In small groups, students use a thesaurus to add to the list of words. When they have completed their lists, they can share them with the class.
- As a class, discuss this list of words and explain how words can convey levels of feeling to the reader or listener. Some words are more emotionally powerful than others and will have a stronger impact on the reader or listener, such as the difference between 'concerned' and 'terrified'. Discuss this with students and look at how 'concerned' has a lower emotional impact than 'terrified'. Look at the list of words and identify some other examples of high and low emotional impact.

- Copy and distribute the combined list of words to the class and have students sort them into levels, from low emotional impact words through to the highest emotional impact.
- For further background activities see L6184 'Super stories: The Abandoned House: nouns and adjectives' and L3456 'Online news: Perfect Pets'.
- Explain how writers make careful choices to decide how they want their words to impact on the reader. As a modelled writing activity, demonstrate this using the same sentence structure, beginning with a bland, low emotional impact version and then ramping up the emotion to try to make it as terrifying as possible. For example:
 - 1 The **ugly, old** pirates **carefully** boarded the **little fishing** boat and the refugees were **worried**.
 - 2 The **armed, brutal** pirates **aggressively** boarded the **violently rocking** boat and the refugees were **terrified**.
 - 3 The choice of action verbs is also important here in building drama.
 - 4 Using this process as a guide, ask students to write a short, imaginative story describing the attack on Phoung's boat by the pirates, and how the passengers managed to trick them and escape safely. The goal is to create maximum emotional impact on the reader through the careful choice of words.

Download

- Student Activity Sheet E3.10: Making an impact

Useful resources from The Le@rning Federation

L3456 Online news: Perfect Pets

L6184 Super stories: The Abandoned House: nouns and adjectives

ACTIVITY 11: COMPETITION AND RIVALRY

Subthemes: Relationships

Discover

- As a class, watch the opening scene of Episode 3: 1988: Lily, and then have students write down three or four words to describe the sort of person Lily appears to be. Some examples might be that she is competitive, likes to be a winner, and needs to be in charge of things. Then ask students to watch the arrival of Phoung and write three or four words that best describe her character.
- Discuss Lily's initial expectations and anticipation of the arrival of her cousin Phoung from Vietnam. Ask students to discuss why Lily is excited at the prospect of her cousin Phoung staying with her. After Phoung arrives, the story changes very quickly for Lily. Encourage students to think about what occurs between the two girls and why the situation changes. How does Lily view her cousin once she arrives?

Reflect

- Ask students to write down the problems that occur between Lily and Phoung to ignite their rivalry. Students should take note of the problems using Student Activity Sheet E3.11 and write a corresponding solution for each problem the girls face. These problems and solutions can be shared amongst the class to help promote discussion on the topics of friendships and problem solving.

Download

- Student Activity Sheet E3.11: Everything changes

Aligned resources

Chen Headley, *Justina* 2009, *Girl Overboard*, Little Brown, New York.

Greder, Armin 2007, *The Island*, Allen & Unwin, Crows Nest, New South Wales.

Lofthouse, Liz, Ingpen, Robert (ill.) 2007, *Ziba Came on a Boat*, Penguin, Camberwell, Victoria.

Marsden, John, Tan, Shaun (ill.) 1998, *The Rabbits*, Lothian, Victoria.

Rutter Jill 2004, *Refugees: We Left Because We Had To*, 3rd edn, Refugee Council, London.

Tan, Shaun 2006, *The Arrival*, Lothian, South Melbourne.

australianscreen, 'Australia Daze' (1988), <http://australianscreen.com.au/titles/australia-daze/clip3>

— 'My Survival as an Aboriginal' (1978), <http://aso.gov.au/titles/documentaries/my-survival-aboriginal/clip3>

eBooks@Adelaide, 'Captain Cook's Journal during his first voyage round the world made in H.M. Bark "Endeavour" 1768-71', <http://ebooks.adelaide.edu.au/c/cook/james/c77j>

Google Books, *The Island*

http://books.google.com.au/books?id=oEkZGp4V6ocC&dq=The+Island,+Greder,+Armin&printsec=frontcover&source=bn&hl=en&ei=x39XS5SGAYyTkAWFoaiPCg&sa=X&oi=book_result&ct=result&resnum=4&ved=0CBoQ6AEwAw#v=onepage&q=&f=false

Refugee Council Online, *Refugees: We Left Because We Had To*,

<http://www.refugeecouncil.org.uk/practice/eshop/leftbecausewehadto.htm>

SBS 'First Australians', <http://www.sbs.com.au/firstaustralians>

Shaun Tan, 'Picture Books', <http://www.shauntan.net/books.html>

State Library of New South Wales, Discover Collections, Arthur Phillip (1738–1814),

http://www.sl.nsw.gov.au/discover_collections/history_nation/terra_australis/letters/philip/index.html

Yara Online, *The Rabbits*,

http://goldcreek.act.edu.au/yara/pages/reviews/australian_old/r_rabbits.htm

Useful resources from The Learning Federation

L3456 Online news: Perfect Pets

L6184 Super stories: The Abandoned House: nouns and adjectives

R6798 Painting of the First Fleet in Sydney Cove, 1938

R6799 Founding of Australia, 1937

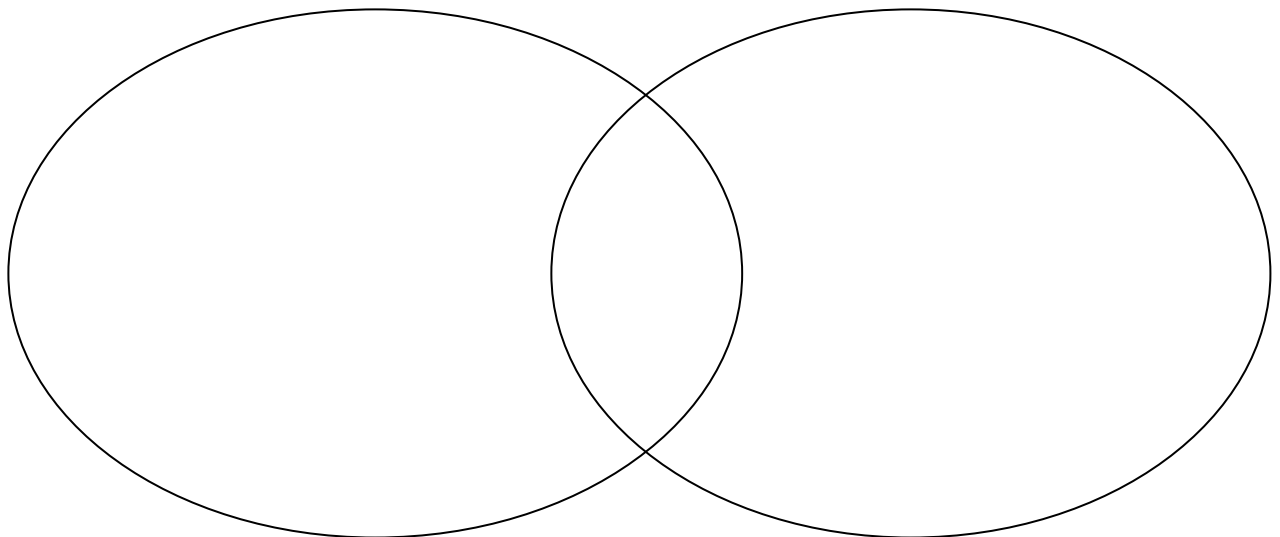


Similar but different

The relationship between Phoung and Lily is one based on family ties. They are cousins, but not yet friends. They are different, but there are many similarities in their personalities.

Think about what the personality differences are between Phoung and Lily? What are the similarities between Phoung and Lily's personalities?

Create a Venn diagram based on the character traits of both girls.



Phoung

Lily

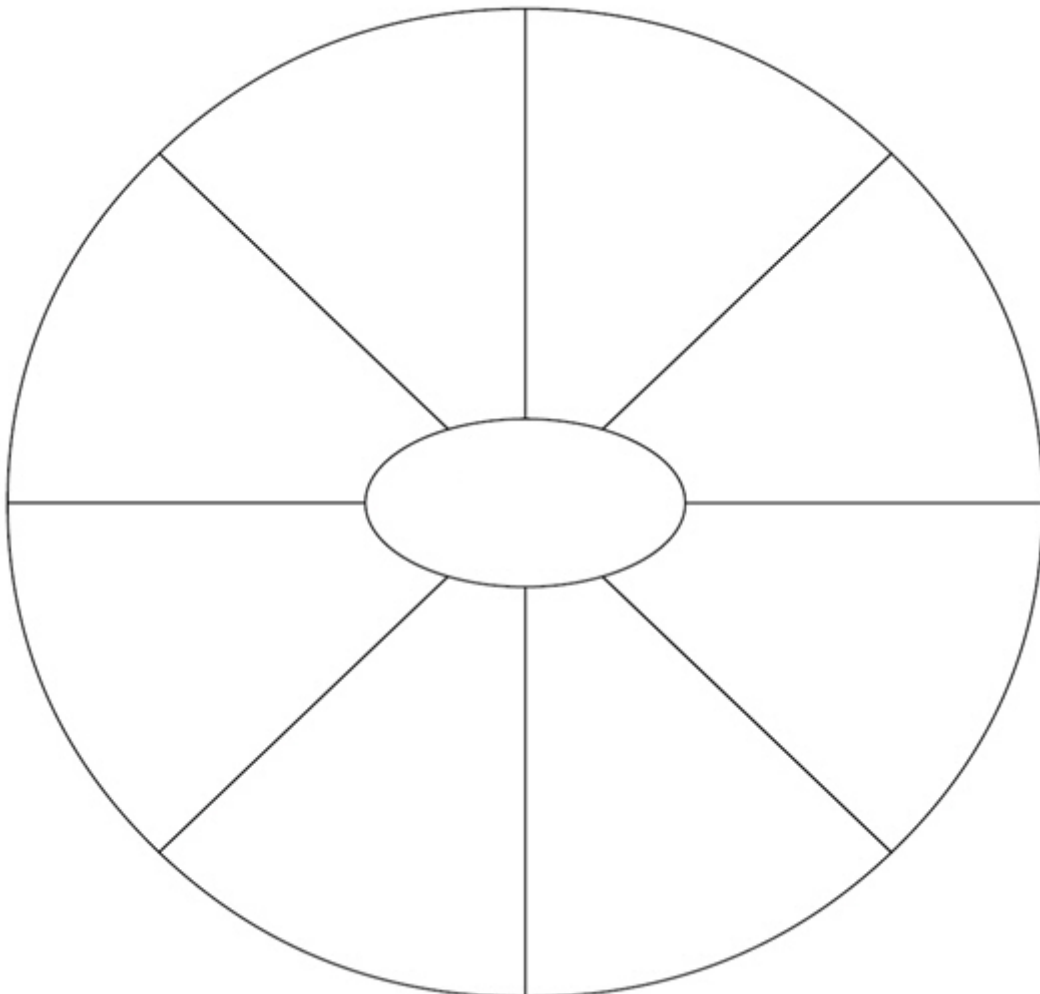


Focus on family

One of Lily and Phoung's tasks after school is to make rice-paper rolls for the family restaurant.

- 1 What is meant by the term 'family restaurant'?

- 2 What does family mean to you? Use the describing wheel below to focus on your family and describe how your family members help each other.





My recipe

- 1 After viewing the clip, list the ingredients that Lily and Phoung use to make rice-paper rolls.

- 2 Find a recipe for rice-paper rolls. Adapt some of the ingredients to suit your own taste. Create a name for your personalised rice-paper roll.

Title of recipe: _____

Ingredients:

Process:



Imagine 1788

Imagine what Australia was like in 1788. Visualise what Aboriginal people may have experienced when the First Fleet sailed into Botany Bay. Research different points of view of the First Fleet. Refer to:

- Video clip 3 from australianscreen, 'My Survival as an Aboriginal' (1978), <http://aso.gov.au/titles/documentaries/my-survival-aboriginal/clip3/>
- Video clips from SBS, 'First Australians', <http://www.sbs.com.au/firstaustralians>
- R6798 Painting of the First Fleet in Sydney Cove, 1938
- R6799 'Founding of Australia', 1937

3 Imagine you are seeing the arrival of the First Fleet from an Aboriginal person's point of view. Create a storyboard depicting what you imagine Australia would have been like in 1788, in particular focusing on the arrival of the First Fleet.



Bicentennial celebrations

- 1 Use the internet, the library, family and friends to find out about the 1988 Bicentennial celebrations in Australia. Note the information that you find.

- 2 In a painting or drawing, represent what you have learned about the Bicentennial celebrations and the First Fleet.

- 3 Put together a presentation about celebrating something important to you and your family, or a personal account of a festival that has some cultural significance.



Name: _____

Student Activity Sheet E3.7
Activity 7: Arriving in a new country

Episode 3: 1988: Lily
Clip: First day

An arrival story

Design a picture book made up of three panels. The story is based on the title 'The Arrival'. It should portray a newly arrived immigrant to Australia and the first three things they will see or want to see.

- Develop a short text and then position your images to maximise the visual impact.
- Consider how the audience will look and read the images.
- Use a different angle of perspective to frame each part of the story.

--	--	--



The law and refugees

1 Lily's neighbour Mrs Benson remarks, 'You know there are laws against turning your house into a refugee camp.' Why do you think Mrs Benson made this statement? What is she afraid of?

2 What is a refugee camp?

3 What is meant by the word 'prejudice'?

4 Where are the Australian immigration detention centres?

5 Research newspaper articles on asylum seekers coming to Australia. Note the date they were published, the title and the name of the news-media outlet. Do you think the article is for or against asylum seekers coming to Australia?

Date	Article title	Publication	For or against



Name: _____

Student Activity Sheet E3.10
Activity 10: Words and feelings

Episode 3: 1988: Lily
Clip: First day

Making an impact

- 1 Create a list of words that best describe the emotions and feelings of the boat people in Phoung's story. Think of descriptive adjectives.

- 2 Write a short, imaginative story describing the attack on Phoung's boat by the pirates and how the passengers managed to trick them and escape safely. The goal is to create an emotional impact on the reader through the careful choice of words.

For example, here are two sentences, the first using low emotional impact and the second using high emotional impact:

- a** The **ugly, old** pirates **carefully** boarded the **little, fishing** boat and the refugees were **worried**.
- b** The **armed, brutal** pirates **aggressively** boarded the **violently rocking** boat and the refugees were **terrified**.

Remember that your description is aiming at high emotional impact.



Name: _____

Student Activity Sheet E3.11
Activity 11: Competition and rivalry

Episode 3: 1988: Lily
Clip: First day

Everything changes

1 Write down three or four words to describe the sort of person Lily seems to be and the sort of person Phoung seems to be.

Words to describe Lily	Words to describe Phoung

2 Think about the ways in which the relationship between Lily and Phoung changes.

What things happen between the two girls? Why does the situation change?	How does Lily view her cousin after she arrives?

3 Write a corresponding solution for each problem the girls face.

Lily's problems with Phoung	Solutions